

A man in a wheelchair is shown from behind, using an EleNor lift to ascend a concrete ramp. The lift is a narrow, enclosed platform with glass railings. The setting is a modern, multi-level building with large windows and concrete walls. In the background, there is a dining area with tables and chairs, and a view of a lake and trees. The overall atmosphere is bright and clean.

# EleNor<sup>®</sup>

BY LIFTUP

A decorative graphic in the bottom left corner consisting of a grid of blue triangles of various sizes and orientations, some pointing up and some pointing down.

lifting people



# ELENOR<sup>®</sup> - ELEGANT LIFT FROM THE NORTH

Introducing EleNor, the latest addition to Liftup's innovative lineup, exemplifying the potential that arises from a robust and straightforward construction, allowing for limitless customization. Drawing inspiration from Danish design principles and embodying Nordic craftsmanship, EleNor takes the form of a pioneering, contemporary lift, set to become a new star in the sky.

With EleNor, Liftup is elevating its range of lifts to unprecedented heights. Beyond providing accessibility for individuals with mobility impairments, EleNor boasts a captivating design, making it a luxurious addition that seamlessly integrates into any home. Whether you aspire to future-proof your residence, enhance its market value, or simply desire the convenience of improved access to different floors, EleNor offers a range of versatile design options and top-tier quality to transform your aspirations into reality.

**More than a technology you need  
– it's a technology you *want*.**



# Made in Denmark





# NEW NORDIC

## All the way through

### Nordic Name

EleNor derives its name from a fusion of 'Elevate' and 'Nordic,' embodying the principles of Nordic design. In line with the renowned Nordic design style, EleNor epitomizes minimalism in its aesthetic, crafted from durable materials that convey an exclusive impression.

### Nordic Design

Inspired by the design traditions of Denmark, Finland, Iceland, Norway, and Sweden, EleNor emphasizes minimalism, functionality, and simplicity. It often incorporates a natural or subdued colour palette and combines materials such as wood, glass, and metal. Additionally, Nordic design frequently integrates natural elements, resulting in a clean, modern, and visually appealing aesthetic.

### Nordic Quality

EleNor epitomizes Nordic quality, featuring a light Nordic expression, and carefully chosen materials that enable it to withstand outdoor conditions. The flexibility to combine your preferred materials allows you to customize EleNor to suit your desired Nordic style.



# EleNor Case

Private home

## Beautifully integrated in the style of the building

In this private residence, EleNor acts as the essential link between the driveway and upper terrace, adding both luxury and convenience. Beyond its function, EleNor is invaluable during gatherings and daily life, providing a comfortable way of lifting people, enhancing overall living quality.







EleNor's customizable floorboards seamlessly blend in with the terrace, ensuring that the flooring matches the terrace for a harmonious extension. The patented underpan of EleNor plays a pivotal role in its safety system. When EleNor is installed in a driveway, the significance of this underpan becomes evident, as it helps prevent accidents in situations where people or objects may occasionally move beneath the lift. Any pressure on the underpan activates an emergency stop mechanism, effectively minimizing the risk of accidents.

- 1 LED lighting
- 2 Same flooring as on the terrace
- 3 Same glass as the surrounding railing
- 4 RAL colour/black to match the house
- 5 Space-saving – can be parked on the upper level

*EleNor acts as the essential link between the driveway and upper terrace, adding both luxury and convenience.*


# Comfort and Safety

The door hinge of EleNor is equipped with a torque limiter, serving a dual purpose. It not only safeguards users from potential harm caused by the automatic closing of the door, but also provides protection to the motor, preventing damage in the event of a forceful push.

The motor system is easily mountable and easy to maintain. Plus, the minimal engine noise enhances your comfort.

The belt-drive ensures a stable and reliable ride, and the robust attachment to the two profiles on the end wall elevates the user effortlessly to the required level.

The open platform is specifically designed for applications with few or no alterations to existing buildings, and the solution is a space-saving and cost-effective way to provide access for everyone.



Maximum safety is the top priority. This is guaranteed by an optional onboard 1- or 2-way communication functionality (analogue/GSM phone).

The user-friendly onboard operation panel provides tactile feedback for visually impaired users. Light in both onboard and external call stations adds one more level to ease of use.

Platform lighting ensures use around the clock.

Maximum protection thanks to battery-operated lowering in case of a mains power failure.

The new patented underpan is a key component of EleNor's safety system, causing the lift to stop if it comes into contact with an object beneath it.





## UNIQUE BENEFITS

- Beautiful Nordic design and architecture
- Compact technology enables a light design expression
- Innovative composition and structure
- New unique and patented features
- Various design options make it easy to integrate
- High level of safety and comfort
- High-quality materials
- Carefully thought-out user experience
- Optional design elements

# EleNor Case

## Private home

### A help in everyday life

Even if you're more elderly, you can easily design your dream house on multiple floors without compromising on interior design. If you discover the perfect sloping plot of land or an ideal view, having two floors becomes essential to get the full value of the view, daylight, etc. How do you future-proof your house then?










The solution could be an EleNor lift, which is easy to operate, adaptable to your house, and can be placed as desired without requiring significant structural changes. Even if you're not currently troubled by stairs, the lift can prove extremely practical in everyday life — whether you need to balance a tray with your evening coffee or send the vacuum cleaner to work.

- 1 Pit for easy access
- 2 RAL colour/white to match the house
- 3 Same flooring as the other floors
- 4 Open construction
- 5 Matching glass and railing

*Even if you're not currently troubled by stairs, the lift can prove extremely practical in everyday life.*





# A wide range of possibilities

- For the perfect overall look, any RAL colour can be individually selected on request. (Standard: black RAL 9005)\*
- For the perfect well-integrated look, fit your own matching floorboards on the platform. (Standard: aluminium checker plate, non-skid linoleum, mahogany plank)\*
- For the perfect design coherence any RAL colour of the onboard handrails can be individually selected on request. (Standard: stainless steel)\*
- Put your own personal touch on the look of the lift by choosing the exact design expression (smoked, frosted, coloured, built-in light, built-in logo) of the safety glass on request. (Standard: transparent safety glass)\*
- Matching railing (glass panels and handrails) on the upper level/staircase.
- Pit or external ramp for easy access to the platform.
- One-way or two-way (external) call stations – wired/wireless – for wall mounting or free-standing column.
- Onboard alarm system.
- Delivery in modules ready for plug-and-play installation – no component is too large to be carried through a house door or disassembled.
- On/off key lock option to avoid accidents in e.g. public places.

## **Standard**

\* Delivery time and price are confirmed when the order is placed.

# LPC - 3 SIMPLE STEPS

## LIFTUP PRODUCT CONFIGURATOR

**1** CONFIGURE YOUR ELENOR

Aluminium checker plate  
Non-skid Linoleum  
Mahogany plank 12 mm

**2** CHOOSE FILE EXTENSION

- PDF
- DWG
- DXF
- RVT

**3** RECEIVE DRAWINGS BY E-MAIL

_Distributor
_Customer Ref
_Customer Name
_Model :

Token  
e9652 -LPC version 2.10.1

Design your own EleNor in Liftup's Product Configurator LPC and receive the drawing in PDF, dwg, dxf or rvt format by e-mail within a matter of seconds. On LPC there are three different levels:

- Guests
- Professionals
- Dealers

**TRY LPC HERE**



[www.liftup.dk/lpc](http://www.liftup.dk/lpc)

Contact Liftup for advanced access.



# ELENOR SPECIFICATIONS

Model: .....	EleNor, open, drive-through model
Stops: .....	2
Lifting height: .....	1150 – 3000 mm
Platform size, interior: .....	1100 x 1400 (900 x 1525) mm
Platform size, exterior: .....	1320 x 1860 mm
Lifting capacity: .....	400 kg/2 pers.
Lifting speed: .....	0.15 m/sec.
Noise: .....	< 60 dB
Duty cycle: .....	2 min./4 min.
Power supply: .....	110–240 V/50 Hz (13 A), max. 2900 W, standby < 150 W
Dead weight: .....	< 1,000 kg
Drive type: .....	Double belt drive
Approval: .....	CE marking 2006/42/EC (Machinery Directive)

## ISO certification

Liftup is ISO-certified according to the quality management standard ISO 9001. The certificate has been achieved by agreeing to continuously and periodically being evaluated by a third-party assessment body reviewing and auditing the organization to assure the quality processes are being followed. It is your assurance that we consistently deliver quality products and services that meet your needs and expectations, as well as the legal requirements applicable at all times.

## Utilized standard

EleNor has been developed utilizing relevant requirements according to ISO 9386-1:2000.


## Patent pending

Registered in the Register of Trademarks, for design protection and patent pending.



# lifting people

We want to change the way people think about access products: More than a technology you need – it's a technology you want. We design thoughtful, holistic and aesthetic access solutions where every element adds to improve the total user experience. We create unique tailor-made solutions where our products help people and are fully and beautifully integrated in the architectural environment. This means that our access solutions also have an emotionally uplifting and satisfying impact – because they are comfortable, user-friendly, and well-designed. This also means that we can transform access enablers from being tools that solves a task for the few – to being smart and pleasurable design elements for everyone to enjoy.



This leaflet is printed  
on recycled paper

[WWW.LIFTUP.DK/EN](http://WWW.LIFTUP.DK/EN)

Liftup A/S | Hagensvej 21 | DK-9530 Støvring | Denmark | +45 96 86 30 20 | [mail@liftup.dk](mailto:mail@liftup.dk) | [www.liftup.dk](http://www.liftup.dk) | CVR DK-1015 3964

